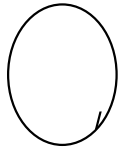


Cutting the Circle or Oval

1) Start the cut at the lower right.



2) Rotate the handle downward to release the knife head.

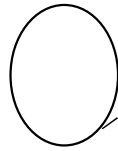


Discard center.

3) Position the knife inside the cut to cut an opening.




4) Position the knife outside the cut to cut the outside of a mat to fit a frame.



Save center.

5) Make 3 to 5 smooth clockwise turns. Stop with the cutter head positioned at the upper right.



6) Lift the knife head and rotate counterclockwise to lock in place.

7) Check the mat for complete cut through before removing.

